ORDER INFORMATION

Material

Housing & Insert: PBT, UL94V-0, black
Terminal: 0.35 x 0.42 mm Copper Alloy,
Gold plated over Nickel on contact area,
Tin plated over Nickel on solder area.

Mating and un-mating cycle is 750 cycles min. C

2 6 6 X - X X - X X - X X X - L

- X: N:Without Ear / E:With Ear
- XX: Number of position (4P,6P,8P,10P)
- XX: Number of contact (2C,4C,6C,8C,10C)
- X: Gold Plating
  - ◎G:3u"
  - GA:6u"
  - GB:15u"
  - GC:30u"
  - GD:50u"
- X: B:Black Insulator
- X: K:Keyway B
- L: L:RoHS + P.B.T

◎:Standard Recommend

B

position	conductor	A	B	C	D
4P	4C	13.70	11.20	7.90	7.62
6P	2C/4C/6C	15.70	13.20	10.00	10.16
(8P)6P	2C/4C/6C	17.70	15.20	10.00	11.43
8P	8C	17.70	15.20	11.80	11.43
10P	10C	17.70	15.20	11.80	11.43

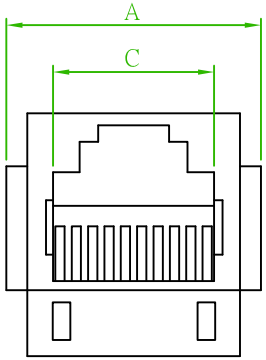

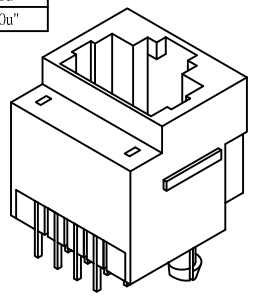

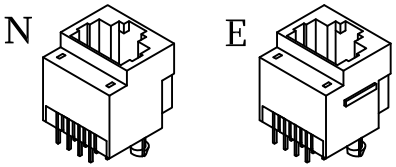

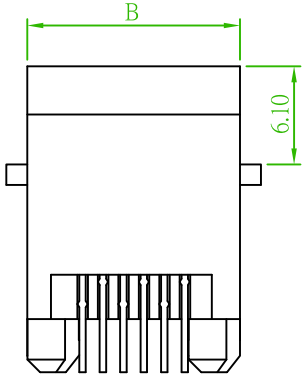

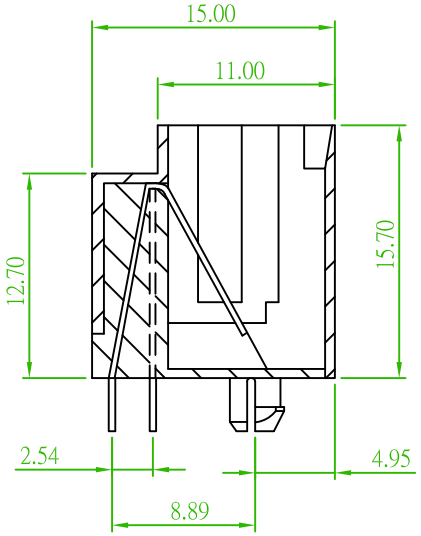

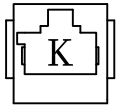

With Keyway
(8P,10P Only)

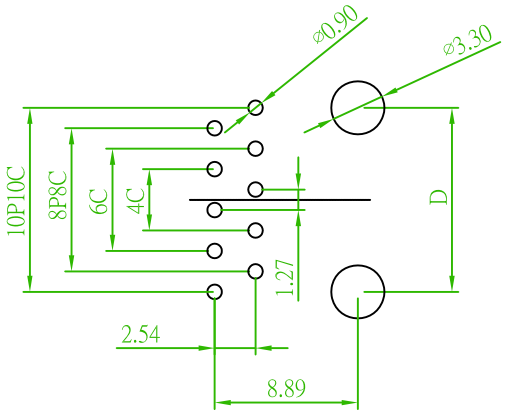

Recommended PCB Layout
(PCB TOLERANCE ±0.05)

AREA	REV.	DESCRIPTION	DATE
C	C	Revised Dim. Add Specifications	2015/02/09 Mia
B	B	Revised Dim. Table and Add Option: K:Keyway	2010/04/01 Joe

AMTEK
糧德企業有限公司
Amtek Technology Co., Ltd.
TEL:886-2-2268-8036
FAX:886-2-2268-8035

品 名 TITLE	MODULAR JACK TOP ENTRY THROUGH HOLE H=15.7 W=15.0				
品 號 PART NO.	266-L			日 期 DATE	07/19/2005
圖 號 DRAWING NO.	266-L	版 本 REV.	C	繪 圖 DRAWN	Kent
客戶品號 CUSTOMER P/N		比 例 SCALE	FREE	核 對 CHECKED	Paul
公 差 TOLERANCE	.X ±0.25 .XX ±0.2	單 位 UNIT	mm	核 准 APPROVED	James