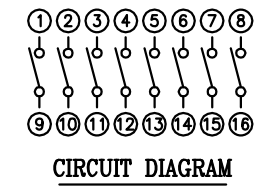
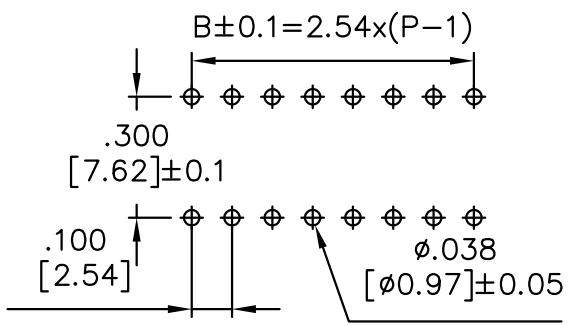
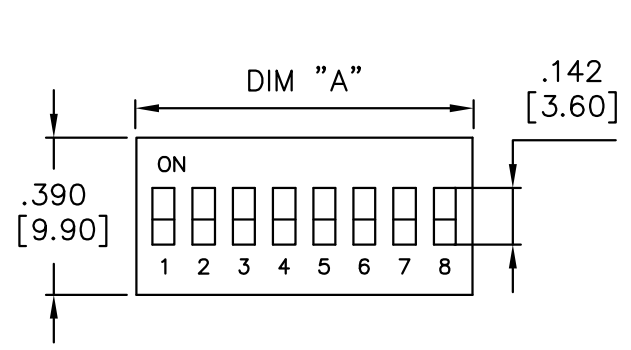
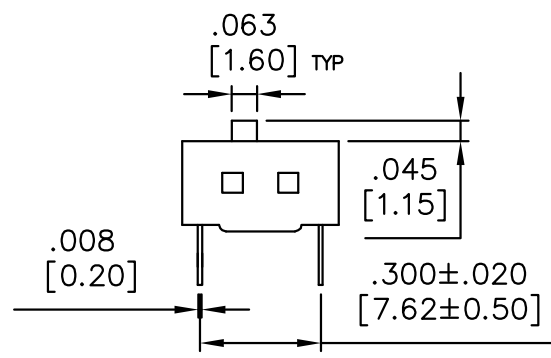
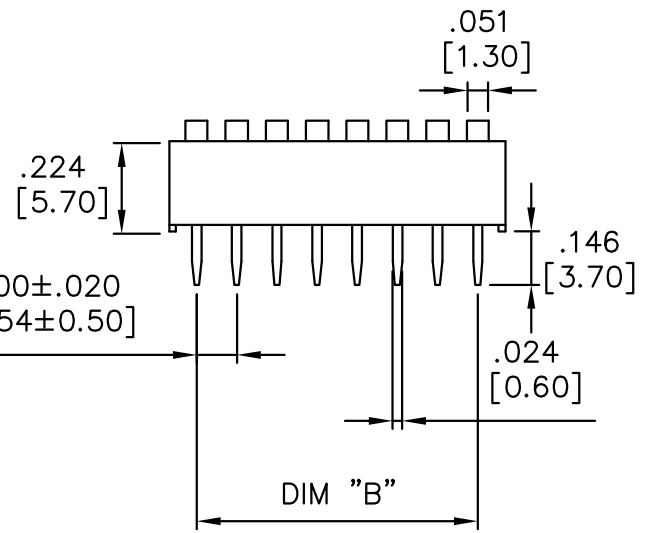


REV. 更改	DESCRIPTION 說明	ENG. 修改人	APPROVE 審核
------------	-------------------	-------------	---------------



P.C.B. LAYOUT

NO.	DIM "A"	DIM "B"
DS-02	6.08(.239)	2.54(.100)
DS-03	8.92(.351)	5.08(.200)
DS-04	11.16(.439)	7.62(.300)
DS-05	13.70(.539)	10.16(.400)
DS-06	16.24(.639)	12.70(.500)
DS-07	19.08(.751)	15.24(.600)
DS-08	21.32(.839)	17.78(.700)
DS-09	24.16(.951)	20.32(.800)
DS-10	26.40(1.039)	22.86(.900)
DS-12	31.48(1.239)	27.94(1.100)



SPECIFICATIONS:

- 1.RATING:NON-SWITCHING:100 mA, 50VDC.
SWITCHING: 25 mA, 24VDC.
- 2.CONTACT RESISTANCE:50mΩ max. at initial. 100mΩ max. after life test.
- 3.INSULATION RESISTANCE:(at 500VDC) 100MΩ min.
- 4.DIELECTRIC STRENGHT:500VAC/1 minute.
- 5.MECHANICAL LIFE:2,000 operations per switch.
- 6.ELECTRICAL LIFE:2,000 operations per switch-24VDC, 25mA.
- 7.CAPACITANCE:5pF max.
- 8.OPERATING TEMP.: -20°C ~ 70°C.
- 9.WAVE SOLDERING: At temperature of 500F(260°C) max. 5 sec.
- 10.CIRCUIT: S.P.S.T.

ITEM NO.	DP10-DS-xx-58
料號	YDS-xx58

THESE DRAWINGS AND SPECIFICATIONS ARE THE PROPERTY OF TAIWAY ELECTRONICS COMPONENTS LTD. AND SHALL NOT BE REPRODUCED COPIED OR USED IN ANY MANNER WITHOUT THE PRIOR WRITTEN CONSENT OF TAIWAY ELECTRONICS COMPONENTS LTD.

UNLESS OTHERWISE SPECIFIED DIMENSIONS ARE IN MILLIMETERS ANGULAR TOLERANCE: ±1.0°

DIMENSIONS	TOLERANCE
0.00 TO 10.00mm	±0.20mm
10.01 TO 20.00mm	±0.25mm
20.01 TO 30.00mm	±0.30mm
30.01	±0.40mm

泰瑋電子有限公司 TAIWAY ELECTRONICS COMPONENTS CO.,LTD.			
USED 用途	DP10	APPD. 審核	Amy 2014/05/07
FINISH 處理		CHKD. 校對	Amy 2014/05/07
SCALE 比例	2 / 1	UNIT 單位	in(mm)
		DR. 製圖	Amy 2014/05/07
TITLE 名稱	DIP SWITCH		
DWG NO. 圖號	DP10-DS-xx-58		SIZE 圖紙
FILE NAME 檔案名稱	DP10-DS-xx-58.dwg	SHEET 張	1 / 1
		REV. 更改	1