

# PRODUCT SPECIFICATION

**Model No.: FYLS-3528BLUYC**

## Features:



- TOP LED Type
- Size (mm): 3.5\*2.8\*1.4
- Emitting Color: Yellow
- SMT package
- Suitable for all SMT assembly and soldering method
- Pb-free Reflow soldering application
- RoHS Compliant



## Applications:

- Light Strips
- LCD Backlight
- Decorative lighting
- Indicators
- Interior automotive
- Illuminations
- Mobile Phones



CUSTOMER APPROVED SIGNATURES	APPROVED BY	SALES BY	PREPARED BY
			

**NINGBO FORYARD OPTOELECTRONICS CO.,LTD**

**Add:**No. 666 Jinghua Road, Hi-tech Park, Ningbo, Zhejiang, China

**Zip:**315103

**Tel:** 0086-574-87933652 87927870 87922206

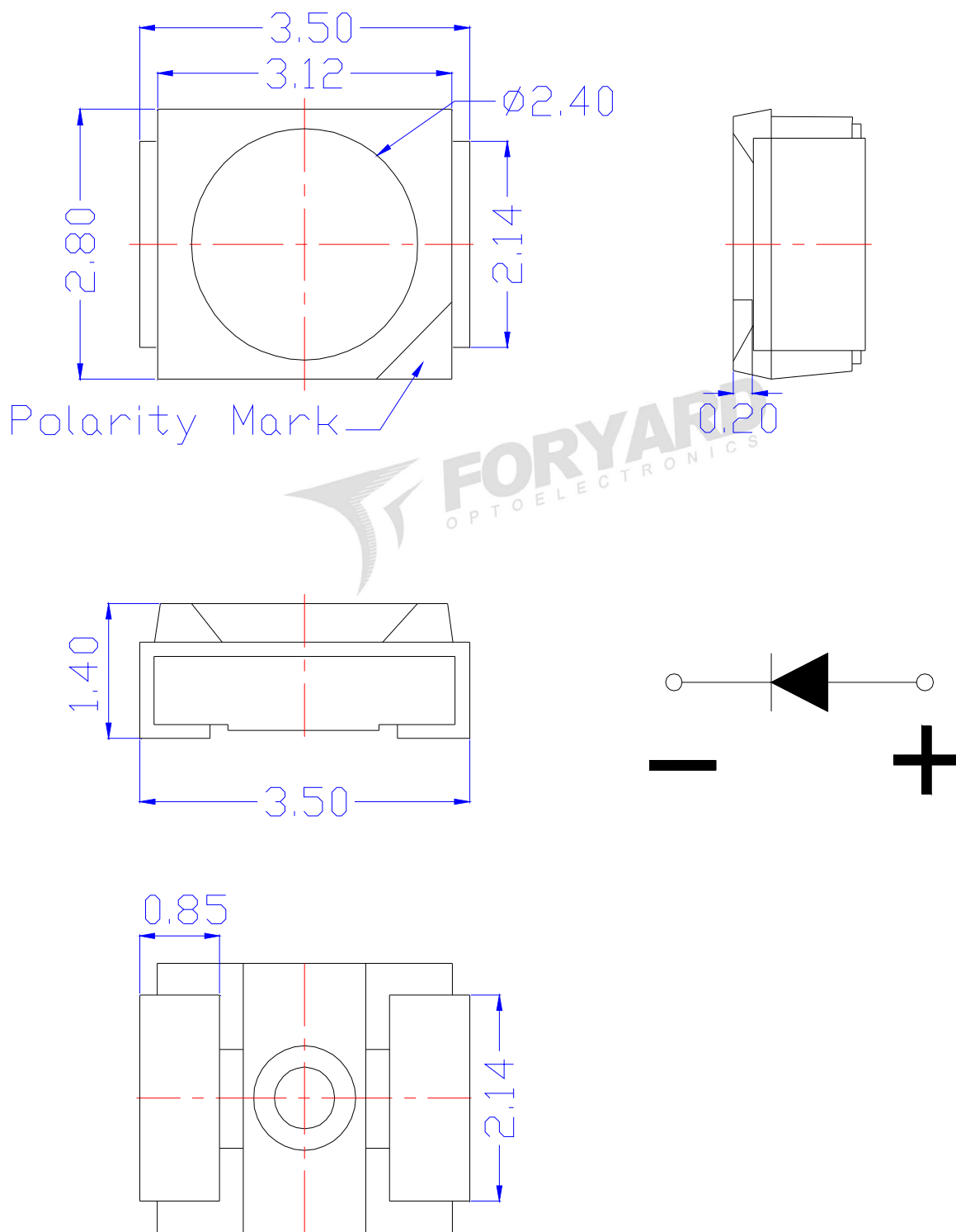
**Fax:** 0086-574-87927917

**E-mail:**Sales@foryard.com (General)

**Http://**[www.foryard.com](http://www.foryard.com)

Model No.: FYLS-3528BLUYC

## ■ Mechanical Dimensions



### Notes:

1. Dimension in millimeter [inch], tolerance is  $\pm 0.25$  [.010].
2. The specifications, characteristics and technical data described in the datasheet are subject to change without prior notice.

**Model No.: FYLS-3528BLUYC**
**■ Absolute Maximun Ratings(Ta=25° C)**

Items	Symbol	Absolute maximum Rating	Unit
Forward Current(DC)	IF	50	mA
Peak Forward Current*	IFP	100	mA
Power Dissipation	PD	120	Mw
Operation Temperature	Topr	-40° C~+85° C	°C
Storage Temperature	Tstg	-40°C~+100°C	°C
Reverse Voltage	VR	5	V
Soldering Temperature	Tsol	Reflow Soldering:250°C/5sec	

\*Pulse width ≤ 1msec duty ≤ 1/10

**■ Typical Electrical &Optical Charcteristics(Ta=25°C)**

Items	Symbol	Condition	Min.	Typ.	Max	Unit
Forward Voltage	VF	IF = 20mA	1.70	---	2.40	V
Reverse Current	IR	VR = 5V	---	---	5	uA
Peak Emission Wavelength	λp	IF = 20mA	---	591	---	nm
Dominant Wavelength	λD	IF = 20mA	585	590	595	nm
Luminous Flux	ΦV	IF = 20mA	---	2	---	lm
Luminous Intensity	IV	IF = 20mA	---	800	---	mcd
50% Power Angle	2θ½	IF = 20mA	---	120	---	Deg

**■ Material**

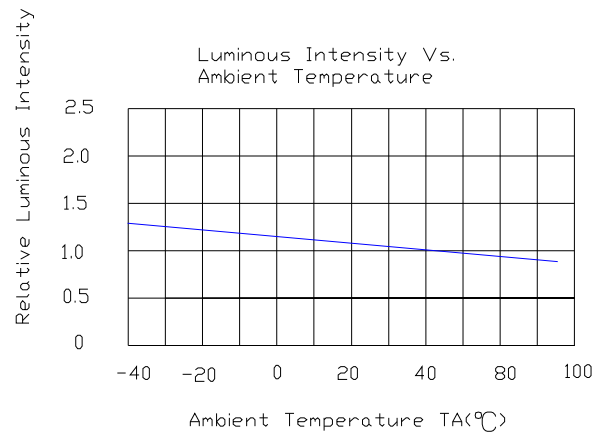
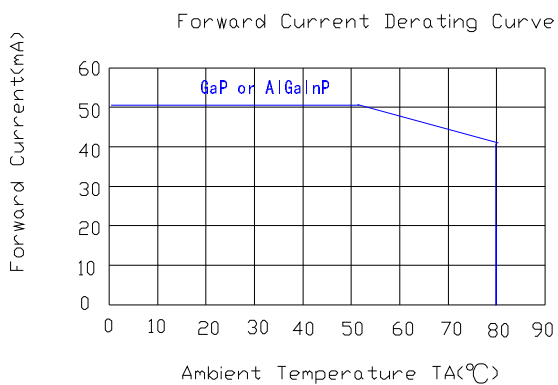
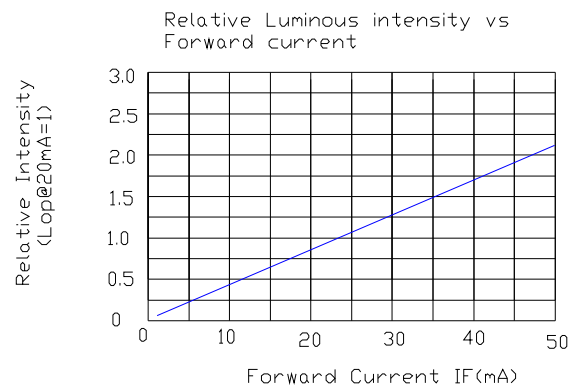
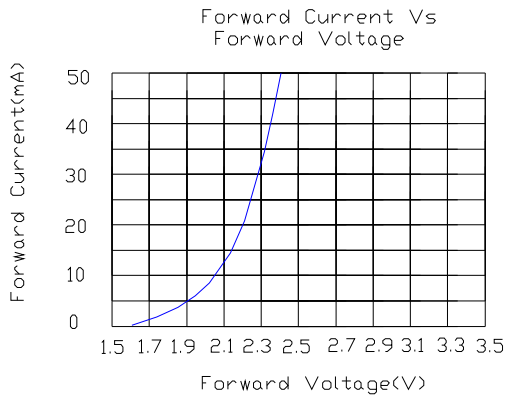
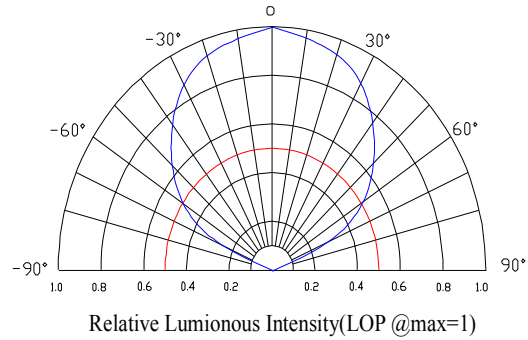
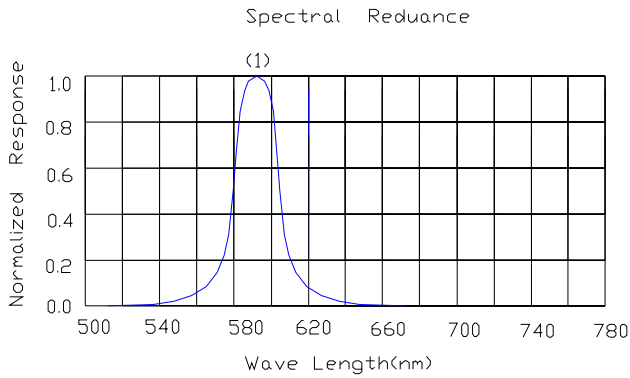
Item	Reflector	Wire	Encapsulate	Chip
Material	PPA	Gold	Silicone	AlGaInP

Note:

- 1.Luminous Intensity is based on the Foryard standards.
- 2.Pay attention about static for InGaN

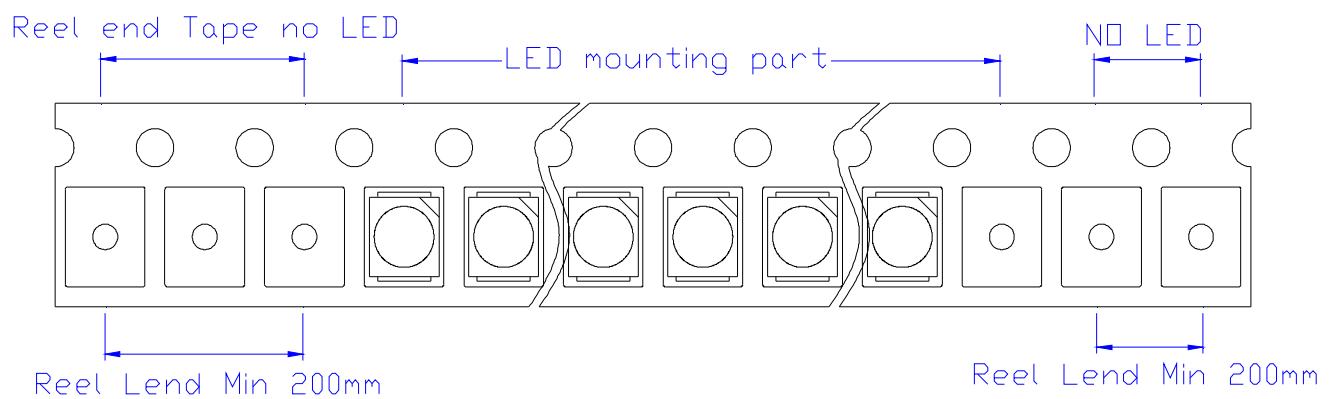
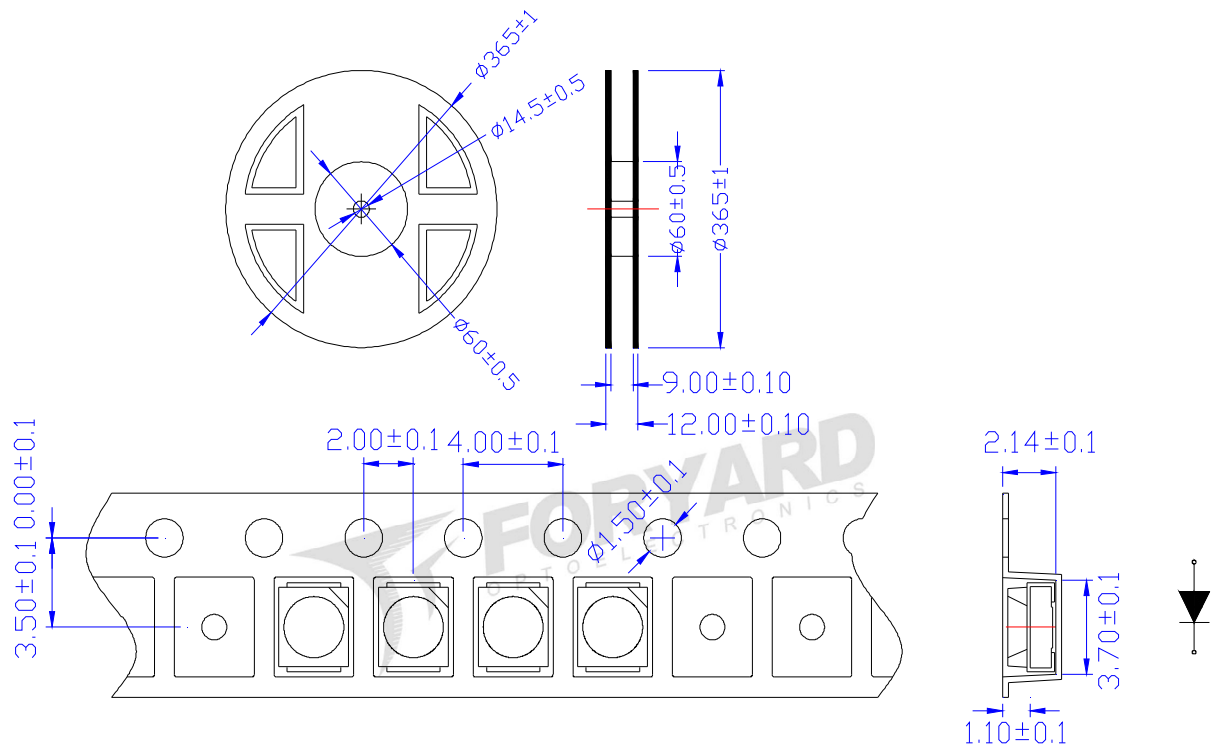
## Model No.: FYLS-3528BLUYC

### ■ Typical Eletrical/Optical Characteristics Curves(Ta=25° C Unless Otherwise Noted)



Model No.: FYLS-3528BLUYC

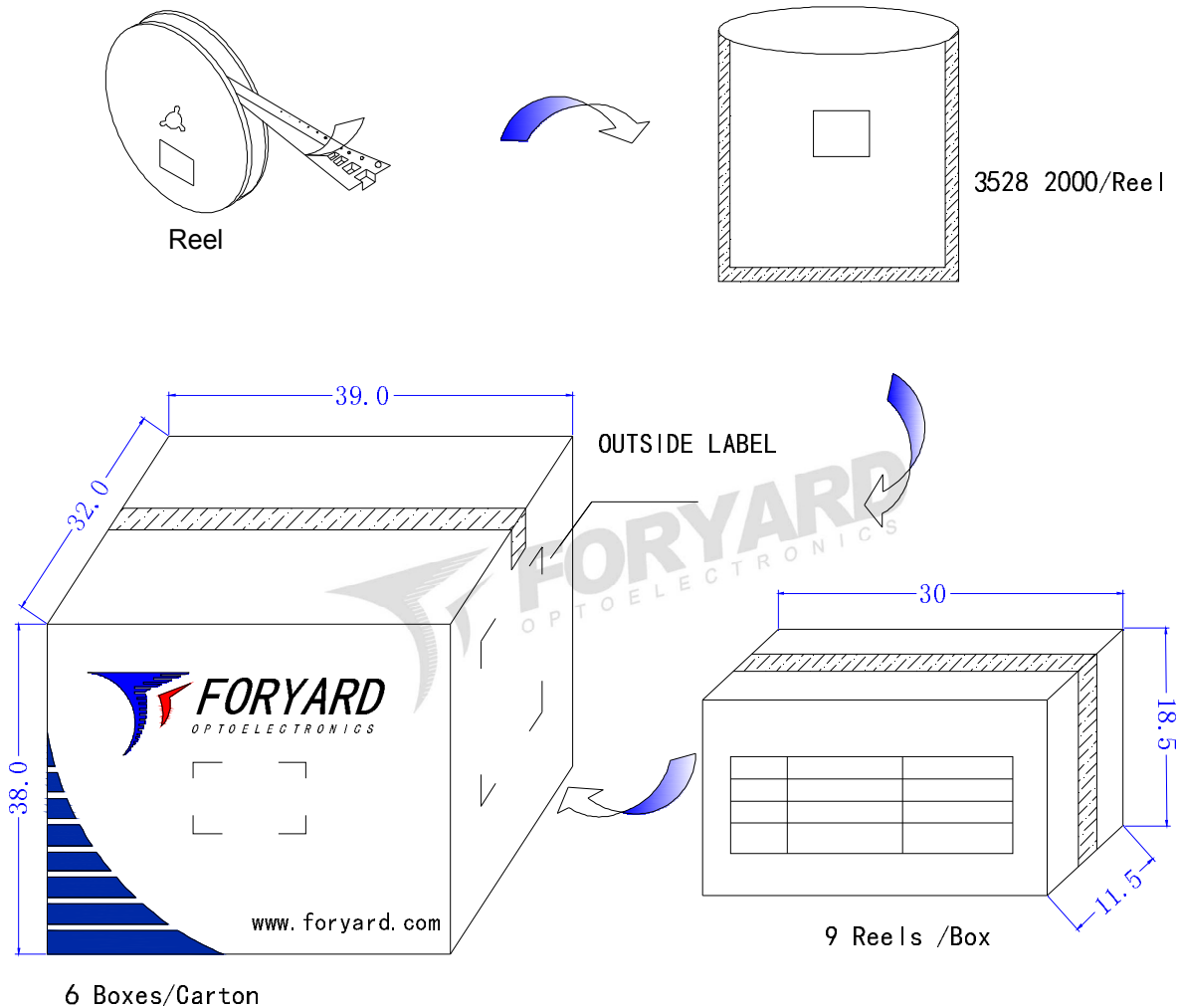
## ■ Packing Diagram







Note: The specifications are subject to change without notice. Please contact us for updated information.

Model No.: FYLS-3528BLUYC

## ■ Packing Diagram



	
<b>LED</b>	
PN: FYLS-XXXXX-XX	
Qty: XXXXX PCS	
Date: xxxx/xx/xx	
GW: XX KG	QC: <span style="border: 1px solid blue; border-radius: 50%; padding: 2px;">PASS QC</span>
NW: XX KG	
 XXXXXXXXXX	 

OUTSIDE LABEL

Note: The specifications are subject to change without notice. Please contact us for updated information.

[Http://www.foryard.com](http://www.foryard.com)

Page : 6/8

**Model No.: FYLS-3528BLUYC**

## ■ Precautions for use:

### 1. Storage

- (1).Unopened moisture barrier bag (MBB) shall be stored at temperature below  $5^{\circ}\text{C}\sim 30^{\circ}\text{C}$ , with humidity below 60%RH.
- (2).Before the MBB be opened, check if have the air leakage, if have, then need to bake under  $70^{\circ}\text{C}\pm 5^{\circ}\text{C}$  for 24hours.
- (3).After the MBB has been opened, the LEDs which need for reflow soldering or other soldering methods, must be used according to below:
  - a: Must finish the soldering in 12hours
  - b: Stored with the humidity below 30%RH
  - c: If not finish the soldering in 12hours, need to bake the LED again under  $70^{\circ}\text{C}\pm 5^{\circ}\text{C}$  for 24hours

### 2. Soldering

#### (1) Manual soldering with a soldering Iron

Use a soldering iron of less than 25 watts is recommended . The iron temperature must be kept below  $315^{\circ}\text{C}$  And soldering time no more than 2 seconds.

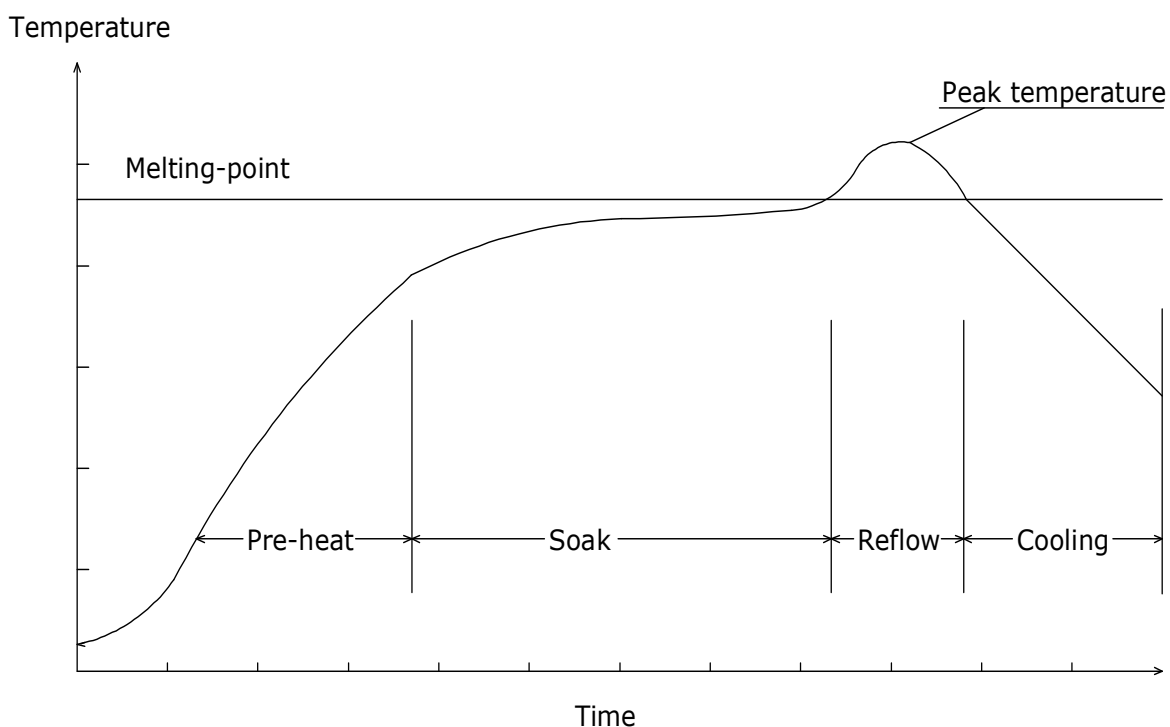
The epoxy resin of an SMD LED should not contact the tip of the soldering iron.

No mechanical stress should be exerted on the resin portion of an SMD LED during soldering.

Handling of an SMD LED should be done only when the package has been cooled down to below  $40^{\circ}\text{C}$

#### (2)Reflow soldering

##### Temperature profile



### Model No.: FYLS-3528BLUYC

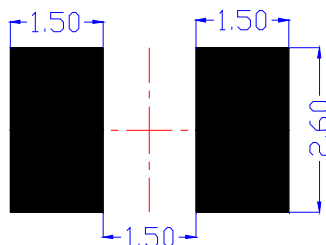
Solder=Sn63-Pb37	Solder= Pb-Free
Average ramp-up rate:4℃/sec.max	Average ramp-up rate:4℃/sec.max
Peak preheat temperature:100-150℃	Peak preheat temperature:100-150℃
preheat time:100seconds.max	preheat time:100seconds.max
ramp-down rate:6℃/sec.max	ramp-down rate:6℃/sec.max
Peak temperature:230℃	Peak temperature:250℃
Time within 5℃ of actual peak temperature=10 sec. max	Time within 5℃ of actual peak temperature=10 sec. max
Duration above 183℃ is 80 sec. max	Duration above 217℃ is 80 sec. max

SMD LED should not be modified after soldering. If modification cannot be avoided, the modification must be pre-qualified to avoid damage to the SMD LEDs.

Reflow soldering should not be done more than one time

No stress should be exerted on the package during soldering.

(3) Recommend Soldering pad design(unit=mm)



### 3. Static Electricity

Static Electricity and surge voltage damage the LEDs. So it is recommended that an ESD wrist band, ESD shoe strap or an anti-electrostatic glove be used when handling the LEDs.

All devices, equipment and machinery must be properly grounded

### 4. Others

Reverse voltage should not exceed the absolute maximum rating on the data sheet. The colour of the LEDs is changed slightly an operating current and thermal.

This device should not be used in any type of fluid such as water, oil, organic solvent and etc

When washing is required, IPA (Isopropyl Alcohol) should be used.

The influence of ultrasonic cleaning on the leds depends on factors such as ultrasonic power and the way.

High-brightness LED light may injure human eyes. Avoid looking directly into lighted LED

The appearance and specifications of the product may be modified for improvement without notice.